

GMV6

GMV Heat Recovery DC Inverter VRF 96K



Item	Unit	Specification
Model	—	GMV-Q96WM/C-F(U)
Performance		
Rated Cooling Capacity	Btu/h	96000
Rated Heating Capacity	Btu/h	108000
Sound Pressure Level	dB(A)	59
Operating Temperature Range	Cooling (Outdoor) °C/°F	-15°C(5°F)~52°C(126°F)
	Heating (Outdoor) °C/°F	-25°C(-13°F)~24°C(75°F)
Heat Recovery Operating Temperature Range	°C/°F	-5°C(-23°F)~24°C(75°F)
AHRI Ratings(Ducted/Non-Ducted)		
EER(Non-ducted/Ducted)	Btu/h.W	9.9/11.0
COP(Non-ducted/Ducted)	W/W	4.0/3.8
IEER(Non-ducted/Ducted)	-	21.3/22.2
SCHE(Non-ducted/Ducted)	-	25.0/25.0
Electrical Data		
Power Supply	V/Ph/Hz	208~230/3/60
Maximum Overcurrent Protection (MOP)	A	60
Minimum Circuit Amps (MCA)	A	59.5
Fan		
Type x Quantity	—	Axial-flow
Air Flow Volume	CFM	6180
Fan Motor Power Output	W	750+750
Compressor		
Compressor Type x Quantity	—	Inverter Scroll
Compressor Refrigerant Oil Type	—	FV68H
Compressor Refrigerant Oil Charge Volume	L/Gal	5+1.1
Refrigerant Piping		
Connection Pipe	High Pressure Gas(mm/inch)	Φ19.05/ 3/4
	Low Pressure Gas Pipe(mm/inch)	Φ22.2/ 7/8
	Liquid(mm/inch)	Φ9.52/3/8
Max. Equivalent Connection Pipe Length	m/ft	165/541 3/8
Refrigerant Charge	kg/oz	11.6/409.2
Refrigerant	—	R410A
Dimension / Weight		
Dimensions (H×W×D)	mm/inch	1690×1340×775 66-1/2×52-3/4×30-1/2
Net Weight	kg/lbs	340/750
Other		
Indoor Unit	Max Connectable Quantity	16
Certification	-	AHRI/ETL
Condenser Fin Color	-	Golden

Job Name:

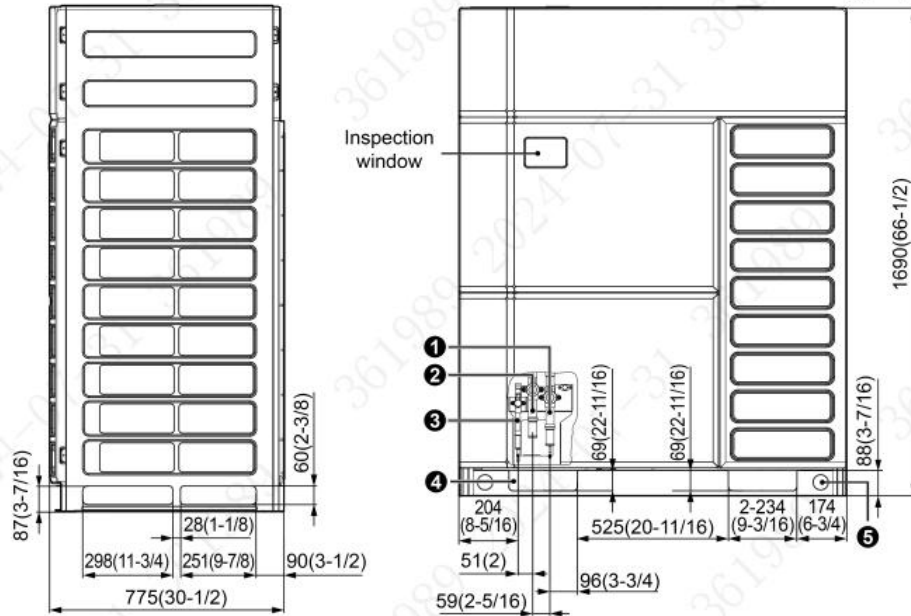
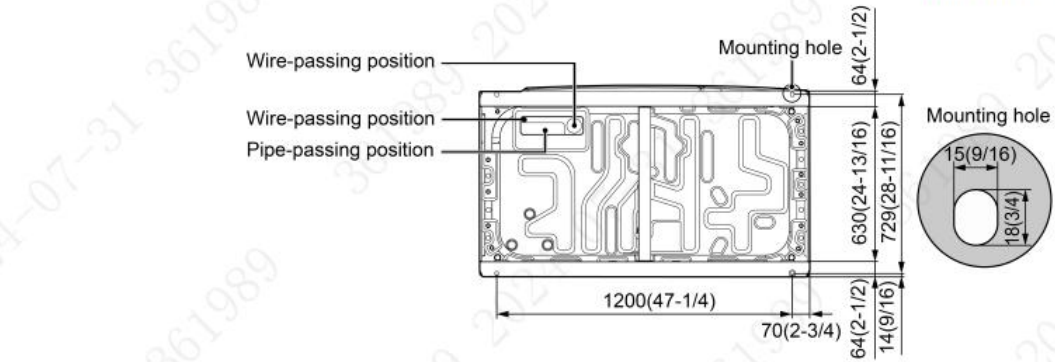
Schedule Reference:

Date:

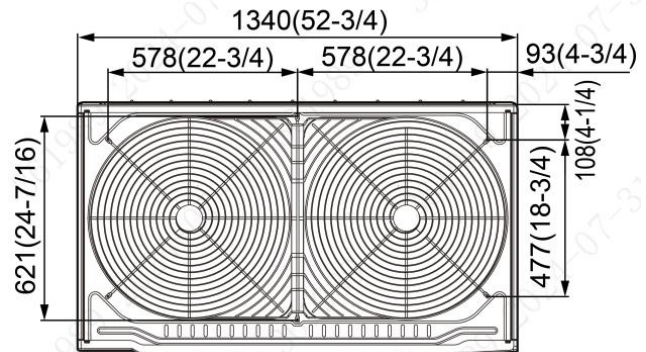
Specification are subject to change without notice.

Outline and Physical Dimensions of Unit

Unit: mm(inch)



No.	Name	GMV-Q96WM/C-F(U)	Remark
1	Low pressure gas pipe	Φ22.2(7/8)	For Heat Recovery Mode
2	High pressure gas pipe	Φ19.05(3/4)	
3	Liquid pipe	Φ9.52(3/8)	
2	Gas pipe	Φ22.2(7/8)	For Heat Pump Mode
3	Liquid pipe	Φ9.52(3/8)	
4	Pipe and wiring passing hole (L×W)	234×69 (9-3/16×2-11/16)	/
5	Hoist hole	Φ50(1-15/16)	/



GREE ELECTRIC APPLIANCES, INC. OF ZHUHAI